



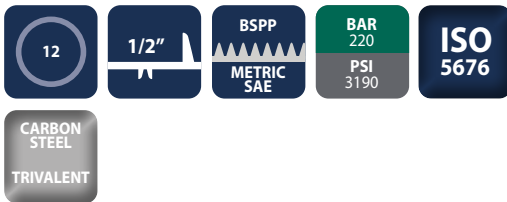
Trailer brake couplings made to the ISO 5676 Standard

TB Series



INTRODUCTION

Holmbury's TB Series trailer brake couplings are used to connect the hydraulic braking system of tractors to trailers. The male coupling is normally panel mounted on the tractor.



CONSTRUCTION

- Carbon steel with trivalent plating
- Fitted with NBR seals

FEATURES

- Male couplings can be panel mounted
- Female couplings are supplied with parking station
- Bidirectional flow

ACCESSORIES

- Not applicable

SPECIFICATIONS

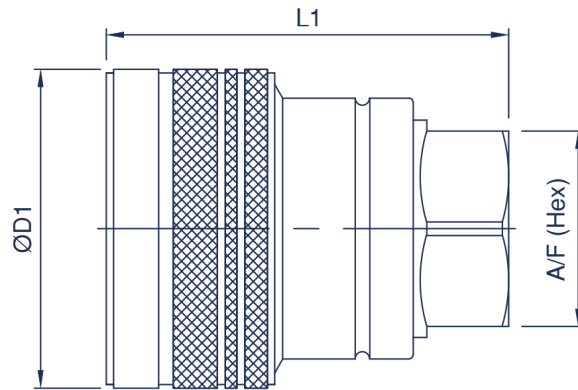
- Operating temperatures (with NBR seals): -40°C (-40°F) to 106°C (223°F)

APPLICATIONS

- Trailer connections
- Hydraulic brake systems

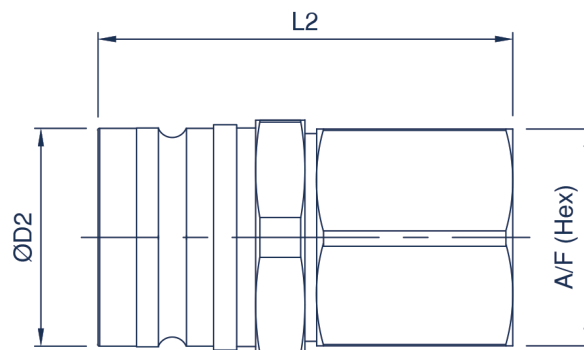
TB PERFORMANCE CHARACTERISTICS

Series Variant	TB12
	Pressure in bar - Flow in LPM Pressure in PSI - Flow in GPM
Maximum working pressure (Coupled)	220
	3190
Burst pressure (Coupled)	900
	13050
Burst pressure (Male)	1110
	16095
Burst pressure (Female)	900
	13050
Rated flow	45
	12



TB FEMALE COUPLING

Body Size	Part Number	Thread Size	D1		L1		A/F	
			mm	inch	mm	inch	mm	inch
12 (1/2)	TB12-F-06G	3/8 BSPP	44.0	1.73	55.5	2.19	27.0	1.06
	TB12-F-08G	1/2 BSPP	44.0	1.73	55.5	2.19	27.0	1.06
	TB12-F-M16x1.5	M16x1.5	44.0	1.73	55.5	2.19	27.0	1.06
	TB12-F-M20x1.5	M20x1.5	44.0	1.73	55.5	2.19	27.0	1.06
	TB12-F-M22X1.5M-BH-15L	M22X1.5	44.0	1.73	83.5	2.30	27.0	1.06



TB MALE COUPLING

Body Size	Part Number	Thread Size	D2		L2		A/F	
			mm	inch	mm	inch	mm	inch
12 (1/2)	TB12-M-06G	3/8 BSPP	29.0	0.81	55.5	2.19	30.0	1.18
	TB12-M-08G	1/2 BSPP	29.0	0.81	55.5	2.19	30.0	1.18
	TB12-M-08GM	1/2 BSPP	29.0	0.81	48.0	1.89	30.0	1.18
	TB12-M-08GM-BHX36	1/2 BSPP	29.0	0.81	58.5	2.30	30.0	1.18
	TB12-M-08SM	3/4-16 UNF	29.0	0.81	48.0	1.89	30.0	1.18
	TB12-M-M18x1.5M-BH-12L	M18X1.5	29.0	0.81	58.5	2.30	30.0	1.18
	TB12-M-M20x1.5M-BH-12S	M20x1.5	29.0	0.81	58.5	2.30	30.0	1.18
	TB12-M-M22x1.5M-BH-15L	M22X1.5	29.0	0.81	60.5	2.30	30.0	1.18

For all other configurations or thread types please contact the sales office.