




ISO B couplings made to the ISO 7241:2014 Series B Standard

IB, IBZ Series



INTRODUCTION

Holmbury's IB Series ISO B couplings are the ideal choice where a tough, durable product of superior quality is required. They are perfectly suited to agricultural and industrial applications.



CONSTRUCTION

- Carbon steel with trivalent plating (Zinc nickel plating available)
- Fitted with NBR seals (FKM seals available)
- Also available in AISI 316 stainless steel (See IBS Series)
- Also available in brass (See IBB Series)

FEATURES

- Optional zinc nickel plating provides corrosion resistance (1200 hours with no red rust in salt spray tests)
- Poppet valves have balanced springs
- Locking ball system allows quick connection
- Bidirectional flow

ACCESSORIES

- Dust caps, plugs and seal kits are available for the IB Series

SPECIFICATIONS

- Operating temperatures (with NBR seals): -40°C (-40°F) to 106°C (223°F), (with FKM seals): -20°C (-4°F) to 200°C (392°F)

APPLICATIONS

- Agricultural
- Mobile
- Construction
- General hydraulics

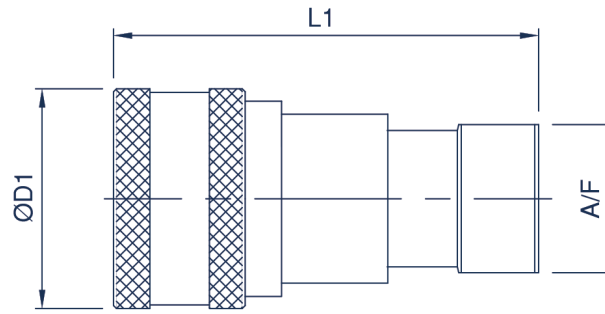
IB, IBZ PERFORMANCE CHARACTERISTICS

Body Size	IB04	IB06	IB10	IB12	IB19	IB25	IB40	IB50
	Pressure in bar - Flow in LPM							
	Pressure in PSI - Flow in GPM							
Maximum working pressure (Coupled)	500 7250	400 5800	350 5075	300 4350	300 4350	280 4060	170 2465	100 1450
Burst pressure (Coupled)	2300 33350	1750 25375	1500 21750	1320 19140	1200 17400	1150 16675	700 10150	500 7250
Burst pressure (Male)	1900 27550	1700 24650	1500 21750	1350 19575	1300 18850	1060 15370	750 10875	600 8700
Burst pressure (Female)	1950 28275	1800 26100	1550 22475	1400 20300	1350 19575	1100 15950	800 11600	700 10150
Rated flow	3 0.8	12 3.2	23 6	45 12	106 28	189 50	375 99.1	560 148

CAPS/PLUGS ACCESSORIES

FEMALE PLUGS	MALE CAPS
IB06-F-PLUG	IB06-M-CAP
IB10-F-PLUG	IB10-M-CAP
IB12-F-PLUG	IB12-M-CAP
IB19-F-PLUG	IB19-M-CAP
IB25-F-PLUG	IB25-M-CAP

Standard colour is red pvc, other colours available upon request



IB, IBZ FEMALE COUPLING

Body Size	Part Number	Thread Size	D1		L1		A/F	
			mm	inch	mm	inch	mm	inch
04 (1/8)	IB04-F-02G	1/8 BSPP	24.0	0.94	48.0	1.89	14.0	0.55
	IB04-F-02N	1/8 NPTF	24.0	0.94	48.0	1.89	14.0	0.55
	IB04-F-04S	7/16-20 UNF	24.0	0.94	48.0	1.89	14.0	0.55
06 (1/4)	IB06-F-04G	1/4 BSPP	28.5	1.12	58.0	2.28	19.0	0.75
	IB06-F-04N	1/4 NPTF	28.5	1.12	58.0	2.28	19.0	0.75
	IB06-F-06S	9/16-18 UNF	28.5	1.12	58.0	2.28	19.0	0.75
10 (3/8)	IB10-F-06G	3/8 BSPP	35.0	1.38	65.0	2.56	24.0	0.95
	IB10-F-06N	3/8 NPTF	35.0	1.38	65.0	2.56	24.0	0.95
	IB10-F-06S	9/16-18 UNF	35.0	1.38	65.0	2.56	24.0	0.95
	IB10-F-08S	3/4-16 UN	35.0	1.38	69.0	2.72	24.0	0.95
12 (1/2)	IB12-F-08G	1/2 BSPP	44.5	1.75	74.0	2.91	28.5	1.12
	IB12-F-08N	1/2 NPTF	44.5	1.75	74.0	2.91	28.5	1.12
	IB12-F-08S	3/4-16 UNF	44.5	1.75	74.0	2.91	28.5	1.12
	IB12-F-10S	7/8-14 UNF	44.5	1.75	74.0	2.91	28.5	1.12
19 (3/4)	IB19-F-12G	3/4 BSPP	54.0	2.13	92.0	3.62	36.0	1.42
	IB19-F-12N	3/4 NPTF	54.0	2.13	92.0	3.62	36.0	1.42
	IB19-F-12S	1 1/16-12 UN	54.0	2.13	92.0	3.62	36.0	1.42
25 (1)	IB25-F-16G	1 BSPP	64.0	2.52	103.0	4.06	41.0	1.61
	IB25-F-16N	1 NPTF	64.0	2.52	103.0	4.06	41.0	1.61
	IB25-F-16S	1 5/16-12 UN	64.0	2.52	103.0	4.06	41.0	1.61
40 (1 1/2)	IB40-F-20G	1 1/4 BSPP	73.5	2.89	124.0	4.88	65.0	2.56
	IB40-F-20N	1 1/4 NPTF	73.5	2.89	124.0	4.88	65.0	2.56
	IB40-F-24G	1 1/2 BSPP	73.5	2.89	124.0	4.88	65.0	2.56
	IB40-F-24N	1 1/2 NPT	73.5	2.89	124.0	4.88	65.0	2.56
50 (2)	IB50-F-32G	2 BSPP	101.0	3.98	141.5	5.57	90.0	3.54
	IB50-F-32N	2 NPTF	101.0	3.98	141.5	5.57	90.0	3.54

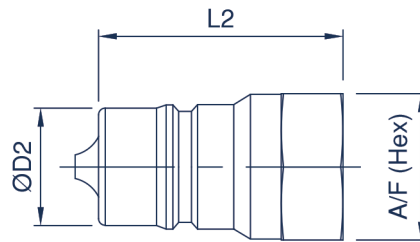
SEAL KITS

- IB04-F-SEAL KIT
- IB06-F-SEAL KIT
- IB10-F-SEAL KIT
- IB12-F-SEAL KIT
- IB19-F-SEAL KIT
- IB25-F-SEAL KIT
- IB40-F-SEAL KIT
- IB50-F-SEAL KIT

For all other configurations or thread types please contact the sales office.



ISO B couplings made to the ISO 7241:2014 Series B Standard



IB, IBZ MALE COUPLING

Body Size	Part Number	Thread Size	D2		L2		A/F	
			mm	inch	mm	inch	mm	inch
04 (1/8)	IB04-M-02G	1/8 BSPP	10.9	0.43	29.0	1.14	17.0	0.67
	IB04-M-02N	1/8 NPTF	10.9	0.43	29.0	1.14	17.0	0.67
	IB04-M-04S	7/16-20 UNF	10.9	0.43	29.0	1.14	17.0	0.67
06 (1/4)	IB06-M-04G	1/4 BSPP	14.2	0.56	36.0	1.42	19.0	0.75
	IB06-M-04N	1/4 NPTF	14.2	0.56	36.0	1.42	19.0	0.75
	IB06-M-06S	9/16-18 UNF	14.2	0.56	36.0	1.42	19.0	0.75
10 (3/8)	IB10-M-06G	3/8 BSPP	19.1	0.75	40.0	1.57	24.0	0.95
	IB10-M-06N	3/8 NPTF	19.1	0.75	40.0	1.57	24.0	0.95
	IB10-M-06S	9/16-18 UNF	19.1	0.75	40.0	1.57	24.0	0.95
	IB10-M-08S	3/4-16 UN	19.1	0.75	44.0	1.73	24.0	0.95
12 (1/2)	IB12-M-08G	1/2 BSPP	23.5	0.93	46.5	1.83	28.5	1.12
	IB12-M-08N	1/2 NPTF	23.5	0.93	46.5	1.83	28.5	1.12
	IB12-M-08S	3/4-16 UNF	23.5	0.93	46.5	1.83	28.5	1.12
	IB12-M-10S	7/8-14 UNF	23.5	0.93	46.5	1.83	28.5	1.12
19 (3/4)	IB19-M-12G	3/4 BSPP	31.4	1.24	56.0	2.20	36.0	1.42
	IB19-M-12N	3/4 NPTF	31.4	1.24	56.0	2.20	36.0	1.42
	IB19-M-12S	1 1/16-12 UN	31.4	1.24	56.0	2.20	36.0	1.42
25 (1)	IB25-M-16G	1 BSPP	37.8	1.49	63.0	2.48	41.0	1.61
	IB25-M-16N	1 NPTF	37.8	1.49	63.0	2.48	41.0	1.61
	IB25-M-16S	1 5/16-12 UN	37.8	1.49	63.0	2.48	41.0	1.61
40 (1 1/2)	IB40-M-20G	1 1/4 BSPP	44.5	1.75	122.0	4.80	65.0	2.56
	IB40-M-20N	1 1/4 NPTF	44.5	1.75	122.0	4.80	65.0	2.56
	IB40-M-24G	1 1/2 BSPP	44.5	1.75	122.0	4.80	65.0	2.56
	IB40-M-24N	1 1/2 NPTF	44.5	1.75	122.0	4.80	65.0	2.56
50 (2)	IB50-M-32G	2 BSPP	63.2	2.49	139.2	5.48	90.0	3.54
	IB50-M-32N	2 NPTF	63.2	2.49	139.2	5.48	90.0	3.54

For all other configurations or thread types please contact the sales office.